

How to Register for a Workshop

1. Go to the [Artscape Youngplace events listings](#) online calendar where you can locate the workshop event page by searching either the name or date of the event. Once on the specific event page, click 'Register'.

The Creative Business Design Workshop

Saturday, April 26, 10:00 am to 4:00 pm

Artscape Youngplace, 180 Shaw Street, Room 106

\$100 for General Registration / \$75 for Members of an Arts Service, Trade or Professional Organization, and Artscape Tenants, Owners & Members

Registration: Register online using the form below by selecting "Book". Participants will be registered to attend the workshop on April 26 once the registration form and payment are successfully completed. If you would like to pay by cash or cheque, you can do so in person at Artscape Youngplace. We recommend making an appointment to register and pay by contacting ginger@torontoartscape.on.ca

APR 26 DETAILS

Name	April 26 - Creative Business Design - Workshop with Allison Hillier
Date/Time	Sat 26th Apr 10:00am, 6 hours
Description	Got an idea for a business fuelled by your creative practice? Interested in commercializing a creative project? Want to stabilize or grow an existing creative business? This workshop will help you figure out the steps getting your creative business going. Artscape Youngplace, 180 Shaw St., Toronto, ON, Room 106 \$100 for general registration, \$75 for members of Art Service, Trade or Professional Organizations, and Artscape Tenants, Members & Owners
Location	Studio 106 - Flex Studio Silver
Spaces	1 <input type="button" value="Register"/>

BookingBug Calendar and Scheduling Software
Top up your wallet

2. A new window will launch. This asks you to fill out your basic contact information. Fill this out and click 'Next'.

www.bookingbug.com/booking/start_checkout?add_new=true

Please enter your details

Existing members Social Connect

First Name * Kristie

Last Name * Cube

Email * kcube@gmail.com

Confirm Email * kcube@gmail.com

Mobile Phone * United States +1 416-892-7888

Address * 25 Columbus Avenue

Town *

State *

Postal Code * M6R 1S1

Country * Canada

35535653 2930 CAPTCHA

35535653 Privacy & Terms

* Required Fields

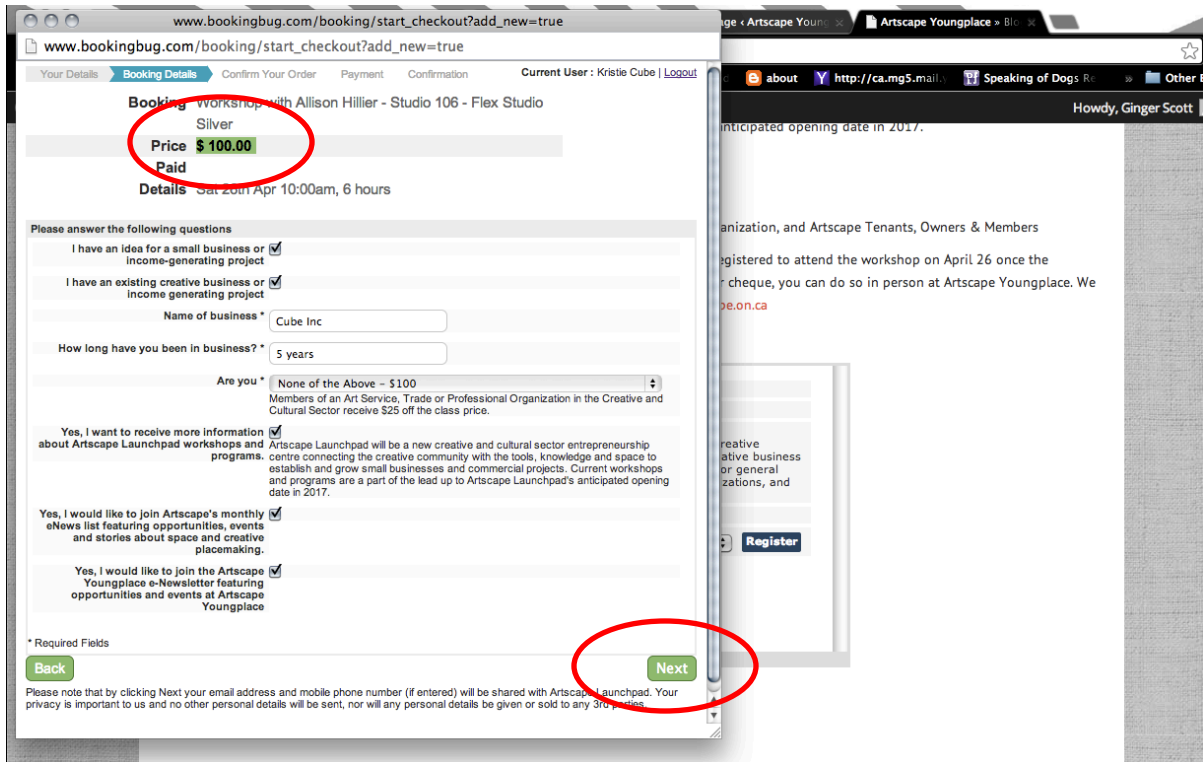
Optional Password to Save Information

Password

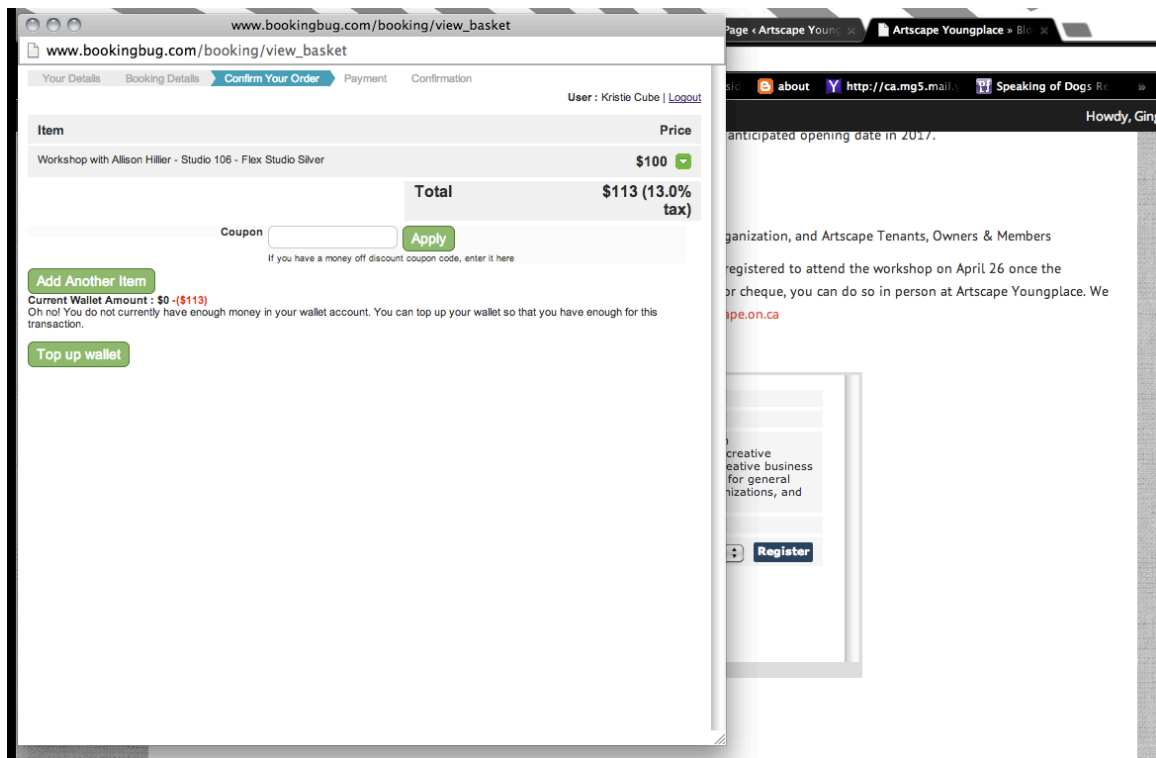
Re-enter Password

Back Next

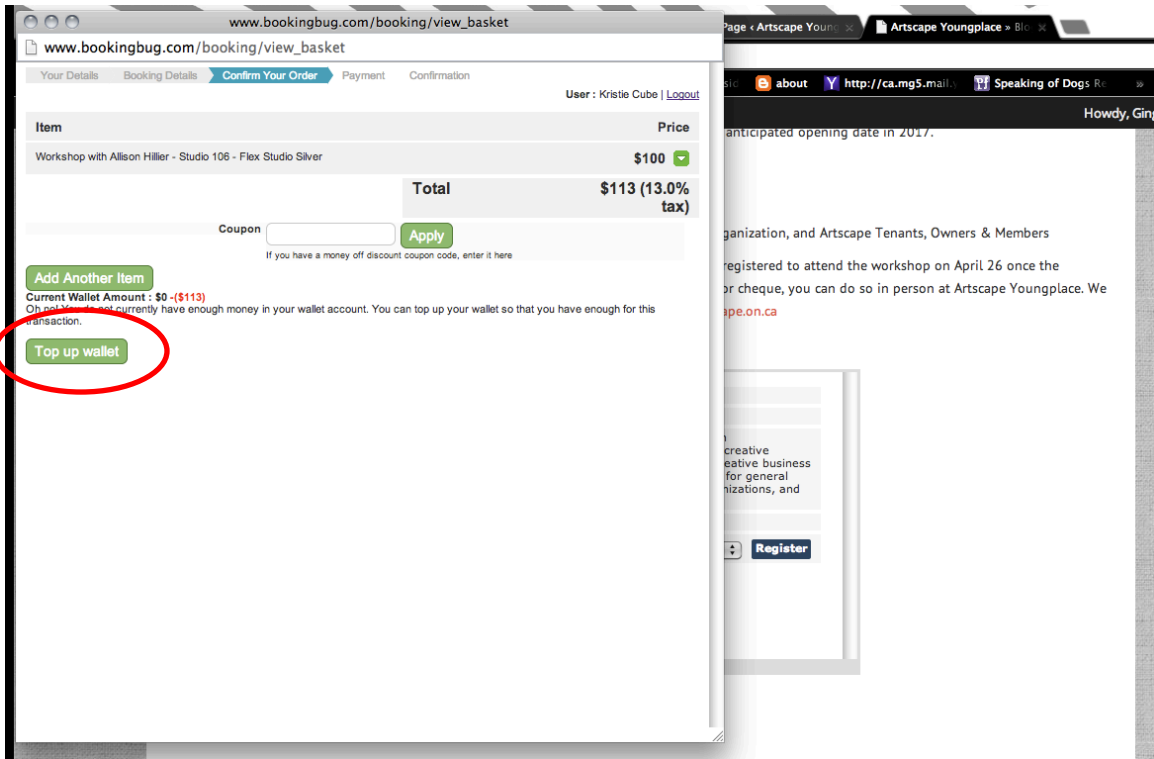
3. A summary of the basic workshop information will be displayed. Fill out the required questions. Your workshop fee will automatically generate after you answer the questions. Click 'Next'.



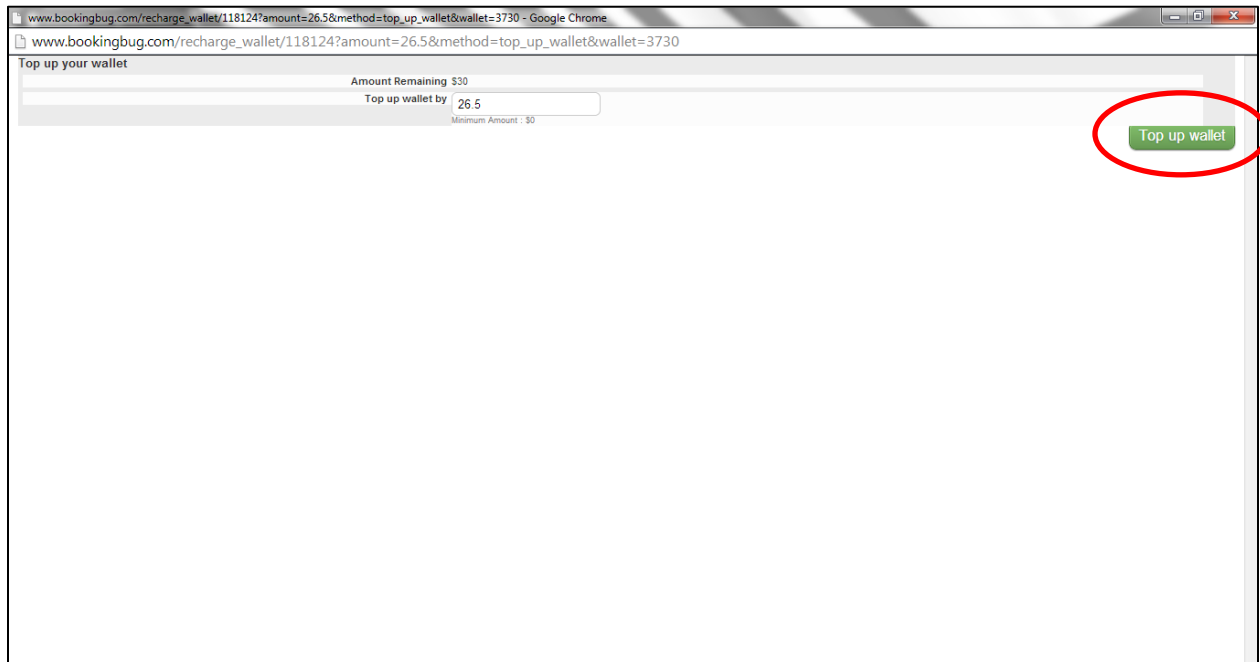
4. On the Confirm Your Order page you will have a summary of your workshop fee purchase.



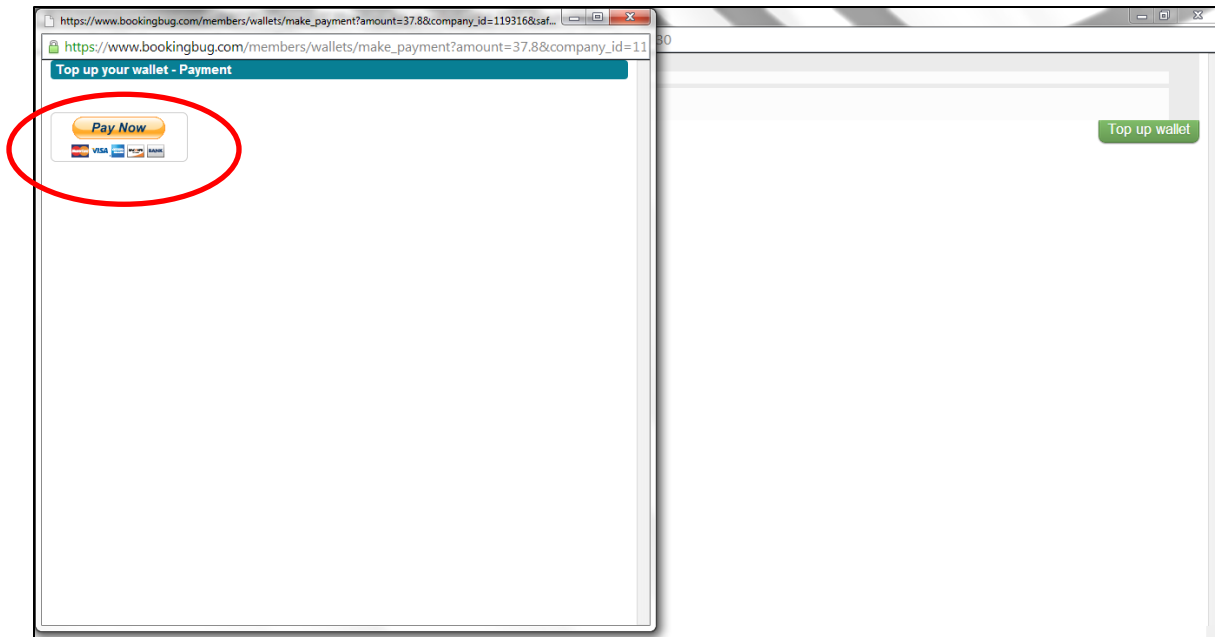
5. To pay for your workshop fee, you must top up your wallet. Click the green “Top up Wallet” button.



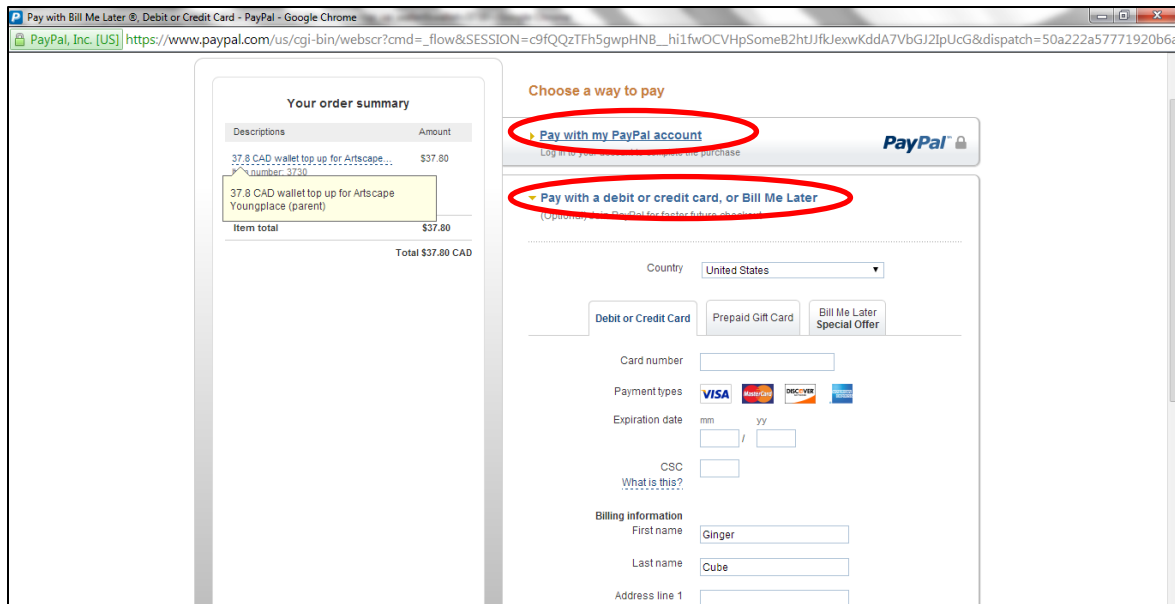
6. You will then be shown how much you need to top up your wallet to pay for the workshop fee. Click the green “Top up Wallet” button to proceed.



7. A new window will launch to proceed to PayPal. Click “Pay Now”.



8. Either log-in to your PayPal account or enter your credit card information.



9. **VERY IMPORTANT:** After you have topped up your wallet, ‘right click’ and select “back” to get back to the screen that allows you to pay for your workshop fee using your wallet. Your Registration will only be confirmed once you apply your wallet money to your purchase.